

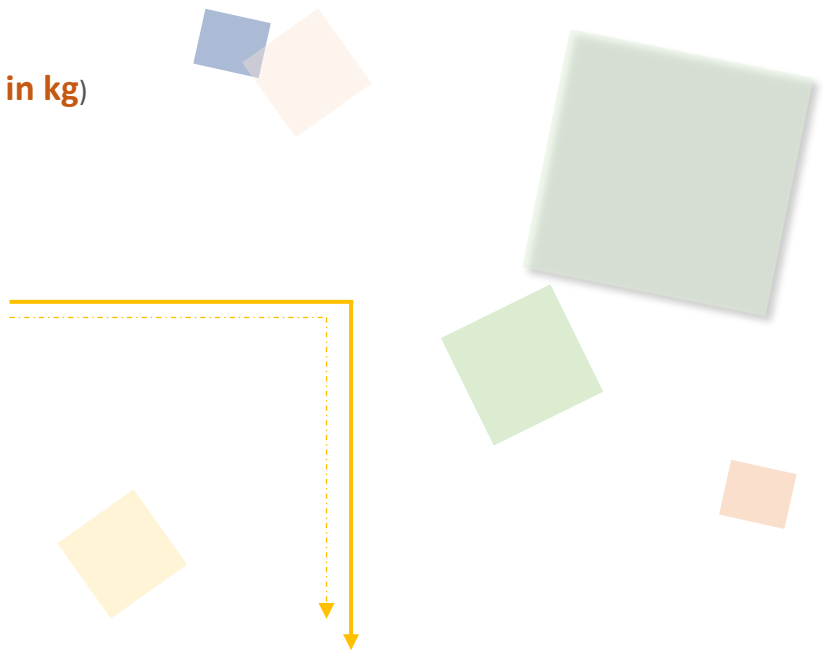
Trading Volume & Amount in Charts

■ VOLUME

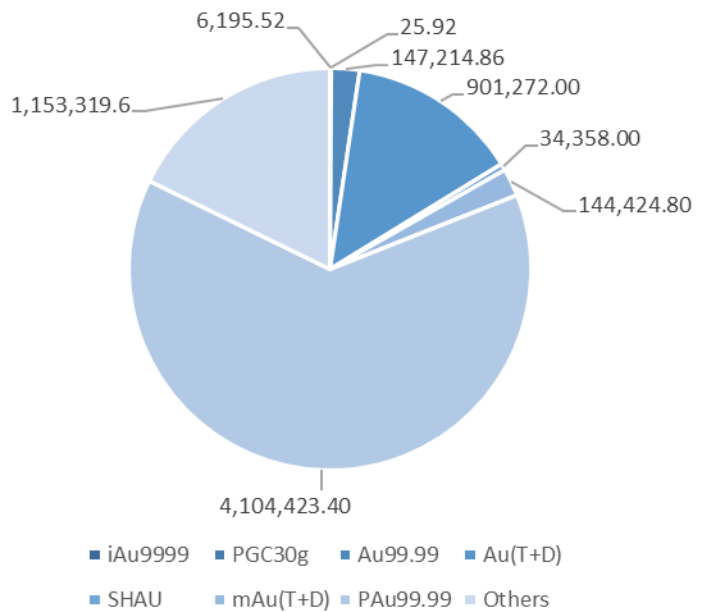
Popular Products (Trading Volume, in kg)

Total: 15,102,228.12

- ◆ Au Products: 6,491,234.12
- ◆ Ag (T+D): 7,859,456.00
- ◆ Others: 751,538.00



Popular Au Products Trading Volume (in kg)





Trading Volume & Amount in Charts

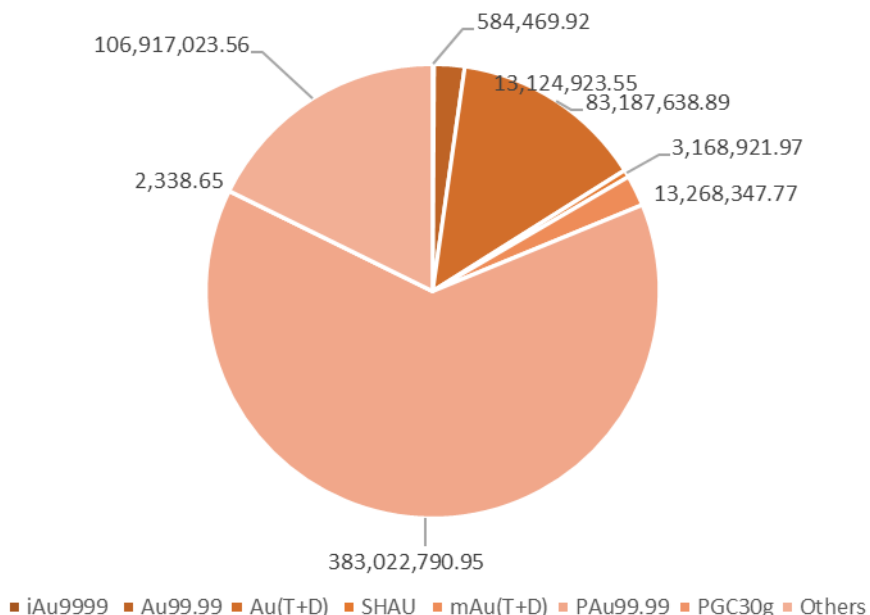
AMOUNT

Popular Products (Trading Amount, in 10,000 RMB)

Total: 617,096,138.10

- ◆ Au Products: 603,276,455.25
- ◆ Ag (T+D): 12,566,767.75
- ◆ Others: 1,252,915.10


Popular Au Products Trading Amount (in 10,000 RMB)

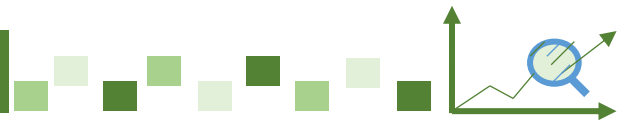




Trading Volume & Amount in Details


Trading Volume (in kg)							
Contract	Previous Month Daily Average	Present Month Daily Average	Previous Month accumulative total	Present Month accumulative total	Month-on-Month	Year-on-Year	Present Year accumulative total
Au99.95	10.00	70.48	180.00	1,480.00	722.22%	-59.83%	10,518.00
Au99.99	8,089.65	7,010.23	145,613.76	147,214.86	1.10%	-26.23%	1,226,435.00
Au100g	21.21	26.65	381.80	559.60	46.57%	152.30%	2,678.20
Au995	0.00	0.00	0.00	0.00	-	-	0.00
PGC30g	14.36	1.23	258.54	25.92	-89.97%	2173.68%	294.24
iAu9999	1,565.15	295.02	28,172.68	6,195.52	-78.01%	-13.60%	135,606.08
iAu100g	0.00	0.00	0.00	0.00	-	-100.00%	0.00
iAu995	23.61	22.62	425.00	475.00	11.76%	-	2,700.00
Au(T+D)	45,281.56	42,917.71	815,068.00	901,272.00	10.58%	-0.71%	6,333,986.00
mAu(T+D)	5,682.71	6,877.37	102,288.80	144,424.80	41.19%	-10.02%	926,730.00
Au(T+N1)	0.01	0.01	0.20	0.20	0.00%	-	6.20
Au(T+N2)	0.00	0.01	0.00	0.20	-	-	6.00
NYAuTN06	27.29	14.41	491.20	302.60	-38.40%	-55.91%	3,686.60
NYAuTN12	13.41	12.50	241.40	262.40	8.70%	-68.75%	2,674.80
PAu99.95	1,783.11	1,677.52	32,096.00	35,228.00	9.76%	-68.63%	700,624.00
PAu99.99	180,363.10	195,448.73	3,246,535.80	4,104,423.40	26.42%	21.09%	17,322,642.20
IPAu99.99	60,314.31	52,009.65	1,085,657.52	1,092,202.62	0.60%	88.19%	4,926,633.06
IPAu99.99HK	444.44	96.19	8,000.00	2,020.00	-74.75%	-80.36%	38,062.00
IPAu99.5	0.00	1.19	0.00	25.00	-	-	50.00
IPAu99.5HK	177.78	190.48	3,200.00	4,000.00	25.00%	95.12%	12,025.00
OAu99.99	3.33	4.95	60.00	104.00	73.33%	-97.73%	18,302.00
LAu99.95	277.78	47.62	5,000.00	1,000.00	-80.00%	-	55,180.00
LAu99.99	0.00	174.29	0.00	3,660.00	-	128.75%	117,060.00
CAu99.99	1,111.11	571.43	20,000.00	12,000.00	-40.00%	1466.58%	48,400.00
SHAU	1,561.56	1,636.10	28,108.00	34,358.00	22.24%	-2.35%	221,826.00
Pt99.95	89.44	60.38	1,610.00	1,268.00	-21.24%	-91.14%	11,462.00
Ag99.99	185.00	115.71	3,330.00	2,430.00	-27.03%	-82.73%	102,360.00
Ag(T+D)	488,454.33	374,259.81	8,792,178.00	7,859,456.00	-10.61%	-30.70%	53,132,208.00
PAg99.99	12,633.33	8,657.14	227,400.00	181,800.00	-20.05%	-73.37%	1,976,760.00
OAg99.99	0.00	62.86	0.00	1,320.00	-	-	78,960.00
SHAG	25,683.33	26,891.43	462,300.00	564,720.00	22.15%	8.38%	3,241,800.00
Au Products (in total)	306,765.48	309,106.39	5,521,778.70	6,491,234.12	17.56%	19.83%	32,106,125.38
Ag Products (in total)	526,956.00	409,986.95	9,485,208.00	8,609,726.00	-9.23%	-31.45%	58,532,088.00
Pt Products (in total)	89.44	60.38	1,610.00	1,268.00	-21.24%	-91.14%	11,462.00
Total	833,810.93	719,153.72	15,008,596.70	15,102,228.12	0.62%	-16.06%	90,649,675.38

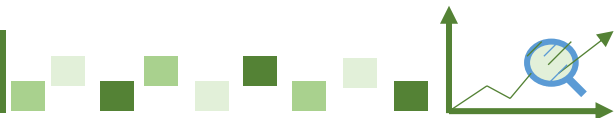




Trading Volume & Amount in Details

Trading Amount (in 10,000 RMB)							
Contract	Previous Month Daily Average	Present Month Daily Average	Previous Month accumulative total	Present Month accumulative total	Month-on-Month	Year-on-Year	Present Year accumulative total
Au99.95	1,016.24	7,068.63	18,292.40	148,441.14	711.49%	-48.24%	1,134,067.57
Au99.99	782,502.26	624,996.36	14,085,040.62	13,124,923.55	-6.82%	-13.34%	125,524,843.98
Au100g	2,126.54	2,430.34	38,277.79	51,037.21	33.33%	196.18%	277,952.31
Au995	0.00	0.00	0.00	0.00	-	-	0.00
PGC30g	1,478.85	111.36	26,619.38	2,338.65	-91.21%	2533.88%	30,002.50
iAu9999	157,486.20	27,831.90	2,834,751.60	584,469.92	-79.38%	5.40%	14,430,343.85
iAu100g	0.00	0.00	0.00	0.00	-	-100.00%	0.00
iAu995	2,374.43	2,102.31	42,739.83	44,148.58	3.30%	-	280,772.68
Au(T+D)	4,541,257.87	3,961,316.14	81,742,641.63	83,187,638.89	1.77%	17.83%	661,685,191.67
mAu(T+D)	568,604.12	631,826.08	10,234,874.22	13,268,347.77	29.64%	6.35%	97,636,421.05
Au(T+N1)	1.07	1.04	19.24	21.93	14.00%	-	614.87
Au(T+N2)	0.00	1.00	0.00	21.00	-	-	575.41
NYAuTN06	2,745.91	1,326.58	49,426.31	27,858.13	-43.64%	-47.85%	386,528.49
NYAuTN12	1,353.88	1,147.94	24,369.93	24,106.67	-1.08%	-63.16%	280,207.12
PAu99.95	182,398.58	155,289.30	3,283,174.49	3,261,075.33	-0.67%	-62.62%	74,424,098.34
PAu99.99	18,198,892.50	18,239,180.52	327,580,064.96	383,022,790.95	16.92%	45.12%	1,778,381,657.52
IPAu99.99	6,062,753.90	4,820,386.34	109,129,570.15	101,228,113.04	-7.24%	124.84%	505,472,068.13
IPAu99.99HK	44,036.69	9,047.07	792,660.40	189,988.47	-76.03%	-75.95%	3,988,216.17
IPAu99.5	0.00	106.36	0.00	2,233.50	-	-	4,813.50
IPAu99.5HK	17,885.76	17,568.92	321,943.66	368,947.26	14.60%	134.33%	1,187,124.46
OAu99.99	372.33	458.29	6,702.00	9,624.10	43.60%	-96.99%	2,367,627.80
LAu99.95	27,983.33	4,380.95	503,700.00	92,000.00	-81.74%	-	5,953,351.90
LAu99.99	0.00	15,970.86	0.00	335,388.00	-	173.65%	12,660,098.00
CAu99.99	110,264.78	54,000.91	1,984,766.10	1,134,019.20	-42.86%	1790.73%	4,860,301.30
SHAU	156,394.60	150,901.05	2,815,102.84	3,168,921.97	12.57%	15.97%	23,223,458.24
Pt99.95	4,415.60	2,661.23	79,480.88	55,885.74	-29.69%	-86.41%	603,233.18
Ag99.99	352.35	193.42	6,342.28	4,061.72	-35.96%	-67.49%	221,043.96
Ag(T+D)	946,398.15	598,417.51	17,035,166.67	12,566,767.75	-26.23%	26.73%	105,460,922.86
PAg99.99	24,954.34	13,109.81	449,178.12	275,306.02	-38.71%	-53.92%	4,190,177.50
OAg99.99	0.00	75.43	0.00	1,584.00	-	-	165,481.20
SHAG	49,281.20	43,622.74	887,061.53	916,077.62	3.27%	100.87%	6,380,068.89
Au Products (in total)	30,861,929.86	28,727,450.25	555,514,737.54	603,276,455.25	8.60%	43.27%	3,314,190,336.86
Ag Products (in total)	1,020,986.03	655,418.91	18,377,748.61	13,763,797.11	-25.11%	25.33%	116,417,694.41
Pt Products (in total)	4,415.60	2,661.23	79,480.88	55,885.74	-29.69%	-86.41%	603,233.18
Total	31,887,331.50	29,385,530.39	573,971,967.02	617,096,138.10	7.51%	42.69%	3,431,211,264.44





Other Market Data

Delivery Volume

Delivery Volume (in kg)		
	Gold	Silver
Delivery Volume (Present Month)	565,672.30	1,134,300.00
Trading Volume (Present Month)	1,236,571.10	8,426,606.00
Delivery Ratio (Present Month)	45.75%	13.46%
Delivery Volume (Accumulative Total)	4,207,626.32	4,802,070.00
Trading Volume (Accumulative Total)	8,867,147.12	56,476,368.00
Delivery Ratio (Accumulative Total)	47.45%	8.50%
Withdrawal Volume (Present Month)	86,682.40	62,595.00
Withdrawal Volume (Accumulative Total)	598,328.76	776,130.00